

PREXOS

SERIES 6

Monocrystalline Solar PV Modules, Bifacial, MBB, M6 Half-Cell, PREXOS VSMDHT.60.AAA.05

POWER OUTPUT WATT

340-375

MAXIMUM EFFICIENCY %


20.22

POSITIVE POWER TOLERANCE WP

0~+4.99

CELLS (HALF CUT)

M6 120



EFFECTIVE GAIN OF 1% OF CELL ACTIVE AREA by using cylindrical tabbing wire



Bypass diodes and innovative series-parallel connections enable the module to perform better in **PARTIAL SHADOW CONDITIONS**



BETTER TOLERANCE TO MICRO CRACK
Higher number of busbar makes the PV modules less prone to loss in efficiency due to micro-cracks.



IMPROVED FIELD RELIABILITY due to multiple contact points on the cell.




SUPERIOR PRICE PERFORMANCE
half-cut improves the output of the module without adding much to cost



UP TO 15% POWER GAIN from ground facing side

INCREASED SHADE TOLERANCE



HALF-CELL MODULE

Functions like two parallel modules, enabling the half-cell string to work in partial shading



FRAME

SILVER

BLACK

BACKSHEET

TRANSPARENT

WHITE

BLACK

APPLICATIONS

- On-grid large scale utility systems
- On-grid rooftop industrial and commercial systems
- Rooftop residential systems

THIS DATASHEET IS APPLICABLE FOR: PREXOS VSMDHT.60.AAA.05 (AAA=340-375)

Electrical Data^{1,2} All data refers to STC (AM 1.5, 1000 W/m², 25°C)

	340	345	350	355	360	365	370	375
Peak Power P _{max} (0 ~ +4.99Wp)	340	345	350	355	360	365	370	375
Maximum Voltage V _{mpp} (V)	34.5	34.6	34.6	34.7	34.7	34.8	34.9	34.9
Maximum Current I _{mpp} (A)	9.88	10.01	10.13	10.27	10.41	10.53	10.65	10.75
Open Circuit Voltage V _{oc} (V)	40.6	40.7	40.8	40.8	40.9	41	41.1	41.1
Short Circuit Current I _{sc} (A)	10.9	11.01	11.13	11.25	11.35	11.45	11.55	11.65
Module Efficiency η[%]	18.34	18.61	18.88	19.14	19.41	19.68	19.95	20.22

1) STC:1000 W/m² irradiance, 25°C cell temperature, AM1.5g spectrum according to EN 60904-3. | 2) Power measurement uncertainty is within +/- 2%.

Electrical Parameters at NOCT³

Power (W)	251.6	255.3	259	262.7	266.4	270.1	273.8	277.5
V@P _{max} (V)	31.9	32	32	32.1	32.1	32.2	32.2	32.2
I@P _{max} (A)	7.9	8.01	8.1	8.22	8.33	8.42	8.52	8.6
V _{oc} (V)	37.9	38	38.1	38.1	38.2	38.3	38.4	38.4
I _{sc} (A)	9.93	10.03	10.14	10.25	10.34	10.43	10.52	10.61

Equivalent Bifacial Output

Bifacial Gain								
5%	357	362.25	367.5	372.75	378	383.25	388.5	393.75
10%	374	379.5	385	390.5	396	401.5	407	412.5
15%	391	396.75	402.5	408.25	414	419.75	425.5	431.25

Temperature Coefficients (Tc) permissible operating conditions

Tc of Open Circuit Voltage (β)	-0.27%/°C
Tc of Short Circuit Current (α)	0.050%/°C
Tc of Power (γ)	-0.35%/°C
Maximum System Voltage	1500V
NOCT	45°C ± 2°C
Temperature Range	-40°C to +85°C

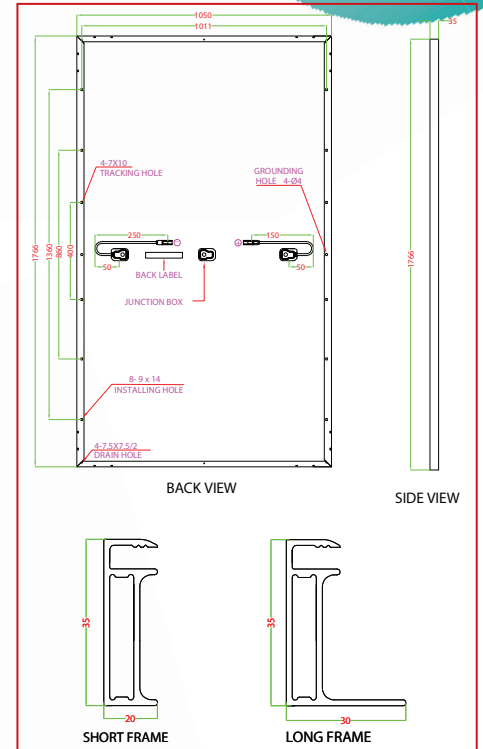
Mechanical Data

Length × Width × Height	1766 × 1050 × 35mm (69.53 × 41.34 × 1.38 inches)
Weight	20.3 Kg (44.75 lbs)
Junction Box	IP68, Split Junction Box with individual bypass diodes
Cable & Connectors [#]	200 mm (+ve terminal) and 300 mm (-ve terminal) length cables, MC4 Compatible/MC4 Connectors
Application Class	Class A (Safety class II)
Superstrate	3.2 mm (0.125 inches) high transmission low iron tempered glass, AR coated
Cells	60 Mono-PERC (120 half-cells)
Back Sheet	High Transmittance Composite film with Clear Tedlar® from Dupont®
Frame	Anodized aluminium frame with twin wall profile
Encapsulant	Polyolefin (POE)
Mechanical Load Test	5400 Pa (Snow load), 2400 Pa (Wind load)
Maximum Series Fuse Rating	20 A

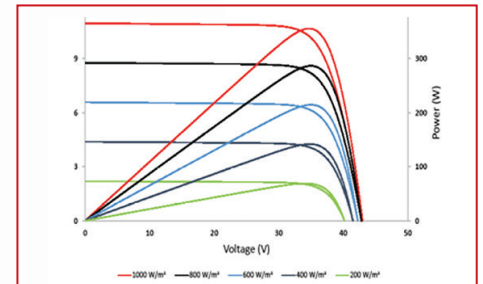
Warranty and Certifications

Product Warranty**	12 years
Performance Warranty**	Linear Power Warranty for 27 years with 2% for 1st year degradation and 0.55% from year 2 to year 27
Approvals and Certificates	IEC 61215 : 2016, IEC 61730 : 2016, IEC 61701, IEC 62716, IEC 60068-2-68 [^] , IEC 62804, CEC (California), UL 61215, UL61730, CAN-CSA, CE

Dimensions in mm

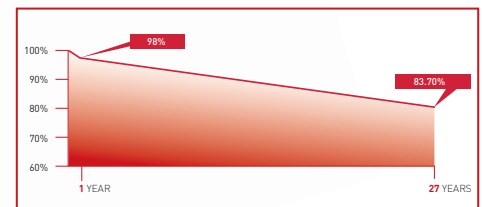


Typical I-V Curves⁴



4) Average relative efficiency reduction of 5% at 200 W/m² according to EN 60904-1.

Performance Warranty



Packaging Information

Quantity /Pallet	31
Pallets/Container (40'HC)	26
Quantity/Container (40'HC)	806

[^] All (*) certifications under progress.

** Refer to Vikram Solar's warranty document for terms and conditions.

[#] 400mm (15.75 inches), 1000mm (39.37 inches), 1200mm (47.24 inches) cable lengths are also available.

CAUTION: READ SAFETY AND INSTALLATION MANUAL BEFORE USING THE PRODUCT.

Specifications included in this datasheet are subject to change without notice. Electrical data without guarantee. Please confirm your exact requirement with the company representative while placing your order.

*Vikram Solar & Prexos and the accompanying Logos are trademarks of Vikram Solar Limited registered in India.